

85%

DIAGRAMA 1






Height (m)	10 m.				42.97 m.			18 m.			Height (m)
	10.10 m.	17.55 m.	25.20 m.	32.85 m.	0°	15°	30°	0°	15°	30°	
3	50	29.35									3
4	38.5	27.2	21.5								4
5	31.35	25.05	20.1	12	5.5						5
6	27.95	22.9	18.6	11.8	5.5						6
7	20.6	20.75	17.2	11.6	5.5			3.4			7
8		19.6	15.75	11.4	5.5	4.6		3.3			8
9		16.45	14.3	11.2	5.5	4.6		3.2			9
10		13.75	12.7	10.95	5.25	4.6	4	3.1	2.65		10
12		10.2	10.05	10.05	4.7	4.15	3.55	2.9	2.45		12
14		7.75	7.95	7.95	4.2	3.7	3.15	2.7	2.25	1.8	14
16			6.2	6.3	3.75	3.3	2.8	2.5	2.05	1.6	16
18			4.85	5.1	3.3	2.9	2.45	2.3	1.85	1.45	18
20			3.95	4.15	2.95	2.55	2.15	2.1	1.7	1.25	20
22			3.3	3.4	2.6	2.2	1.85	1.9	1.5	1.1	22
24				2.8	2.3	1.9	1.6	1.7	1.3	0.95	24
26				2.3	2	1.65	1.4	1.5	1.15	0.75	26
28				1.9	1.7	1.4	1.2	1.35	1	0.6	28
30				1.6	1.45	1.15	0.95	1.15	0.8		30
32					1.15	0.95	0.75	0.95	0.65		32
34					0.9	0.8		0.8			34
36					0.7			0.6			36

AT-51.00.0

85%

DIAGRAMA 2

AT-51.00.0

			
			
4		13.4	4
5		9.4	5
6	5	6.8	6
7	3.6	5.5	7
8	2.4	4.3	8
9	1.5	3.3	9
10	1	2.5	10

50.14

